

Specifications

Models	S-80 X		S-85	
	US	Metric	US	Metric
Measurements				
Working height maximum*	86 ft	26.38 m	91 ft	27.91 m
Platform height maximum	80 ft	24.38 m	85 ft	25.91 m
Horizontal reach maximum	71 ft 6 in	21.79 m	76 ft 6 in	23.32 m
Below ground reach	6 ft 1 in	1.85 m	9 ft 6 in	2.90 m
A Platform length - 8 ft model	3 ft	0.91 m	3 ft	0.91 m
Platform length - 6 ft model	2 ft 6 in	0.76 m	2 ft 6 in	0.76 m
B Platform width - 8 ft model	8 ft	2.44 m	8 ft	2.44 m
Platform width - 6 ft model	6 ft	1.83 m	6 ft	1.83 m
C Height - stowed	9 ft 2 in	2.80 m	9 ft 2 in	2.80 m
D Length - stowed	36 ft 10 in	11.23 m	40 ft 4 in	12.29 m
Length - transport (jib tucked under)	—	—	38 ft 4 in	11.68 m
E Width	8 ft 2 in	2.49 m	8 ft 2 in	2.49 m
F Wheelbase	9 ft 4 in	2.85 m	9 ft 4 in	2.85 m
G Ground clearance - center	15.8 in	0.40 m	15.8 in	0.40 m

Productivity

Lift capacity	500 lb/ 1000 lb	227 kg/ 454 kg	500 lbs	227 kg
Platform rotation	160°		160°	
Vertical jib rotation	—		135°	
Turntable rotation	360° continuous		360° continuous	
Turntable tailswing	5 ft	1.52 m	5 ft	1.52 m
Drive speed - stowed - 2WD/4WD	3.3 mph	5.4 km/h	3.3 mph	5.4 km/h
- raised/extended	0.65 mph	1.0 km/h	0.65 mph	1.0 km/h
Gradeability - 2WD - stowed**	30%		30%	
- 4WD - stowed**	45%		45%	
Turning radius: inside	12 ft	3.66 m	12 ft	3.66 m
outside	21 ft 6 in	6.55 m	21 ft 6 in	6.55 m
Controls	12V DC proportional		12V DC proportional	
Tires - RT lug	Foam filled 18-625, 16 ply		Foam filled 18-625, 16 ply	

Power

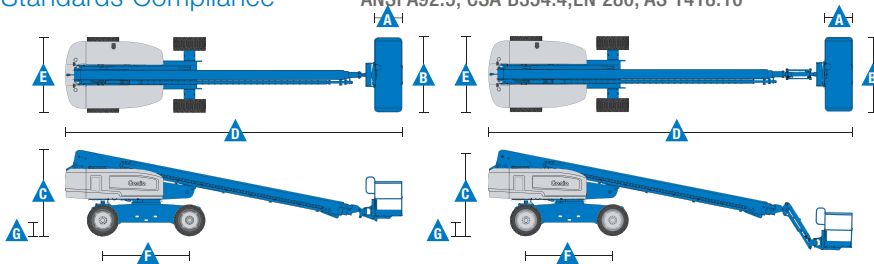
Power source	74 hp (55.18 kW) Deutz turbo T4f TD2.9L4 74 hp (55.18 kW) Deutz turbo diesel T4i TD2011L04i 58 hp (43.25 kW) Perkins turbo diesel T4i 404D-22T 70 hp (52.2 kW) GM gas/LPG 3.0L			
Auxiliary power unit	12V DC		12V DC	
Hydraulic tank capacity	40 gal	151 L	40 gal	151 L
Fuel tank capacity - diesel	35 gal	132 L	35 gal	132 L
- gas/LPG	30 gal	114 L	30 gal	114 L

Weight***

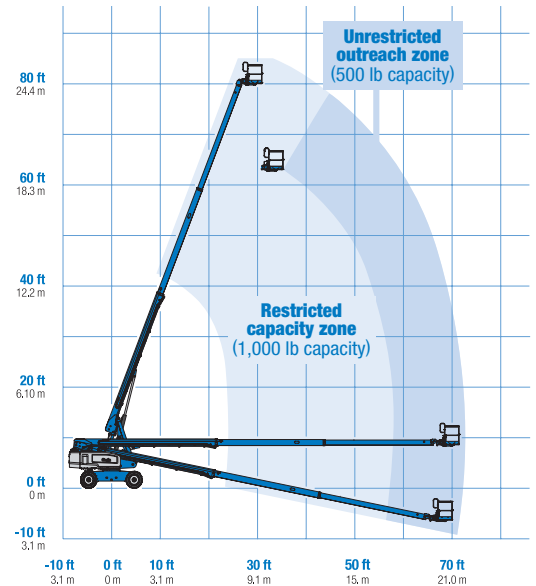
2WD	35,400 lbs	16,057 kg	37,900 lbs	17,191 kg
4WD	35,500 lbs	16,103 kg	38,000 lbs	17,237 kg

Standards Compliance

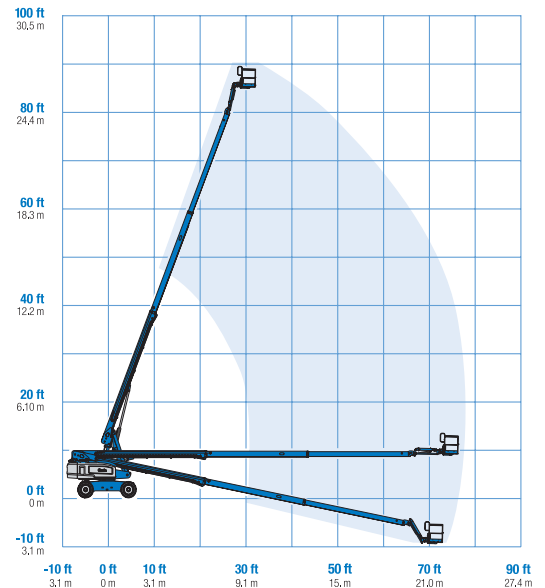
ANSI A92.5, CSA B354.4, EN 280, AS 1418.10



Range Of Motion S-80 X



Range Of Motion S-85 (500 lb capacity)



* The metric equivalent of working height adds 2 m to platform height. U.S. adds 6 ft to platform height.
** Gradeability applies to driving on slopes. See operator's manual for details regarding slope ratings.
*** Weight will vary depending on options and/or country standards.

Features

Standard Features	Easily Configured To Meet Your Needs	Options & Accessories
<p>Measurements</p> <p>S-80 X*</p> <ul style="list-style-type: none"> 86 ft (26.38 m) working height 71 ft 6 in (21.8 m) horizontal reach 500 lbs (227 kg) unrestricted and 1000 lbs (454 kg) restricted lift capacity <p>S-85</p> <ul style="list-style-type: none"> 91 ft (27.91 m) working height 76 ft 6 in (23.3 m) horizontal reach 500 lbs (227 kg) lift capacity <p>Productivity</p> <ul style="list-style-type: none"> Self-leveling platform 160° hydraulic platform rotation Proportional joystick controls Drive enable AC power cord to platform Horn Hour meter Tilt alarm Descent alarm 360° continuous turntable rotation Positive traction drive Two speed wheel motors Telematics ready connector Entry Toeboard Lift Guard™ Contact Alarm <p>Power</p> <ul style="list-style-type: none"> 12V DC auxiliary power Anti-restart engine protection Auto engine fault shutdown 	<p>Platform Options</p> <ul style="list-style-type: none"> Steel 8 ft (2.44 m) tri entry with side swing gate (standard) Steel 6 ft (1.83 m) dual entry with side swing gate <p>Jib Options</p> <ul style="list-style-type: none"> Non-jib (S-80 only) 5 ft (1.52 m) jib boom (S-85 only) <p>Engine Options</p> <ul style="list-style-type: none"> 74 hp (55.18 kW) Deutz turbo diesel T4f** (standard) 58 hp (43.25 kW) Perkins turbo diesel T4i 70 hp (52.2 kW) GM gas/LPG <p>Drive Options</p> <ul style="list-style-type: none"> 2WD 4WD (standard) <p>Axle</p> <ul style="list-style-type: none"> Active oscillation <p>Tire Options</p> <ul style="list-style-type: none"> Rough terrain foam-filled (standard) Rough terrain non-marking foam-filled Rough terrain solid rubber high floatation air-filled (Increases width by 4 in) 	<p>Productivity Options</p> <ul style="list-style-type: none"> Half mesh platform inserts Platform top auxiliary rail Welder Ready package Air line to platform Hydraulic oil cooler Specialty hydraulic oil (cold weather, fire resistant, or biodegradable) Hostile environment kit Deluxe hostile environment kit Aircraft protection package (6 ft platform only) Thumb rockersteer Alarm package Panel cradle package Lockable platform control box covers Tow package Work light package Operator Protective Structure*** Fall Arrest Bar <p>Power Options</p> <ul style="list-style-type: none"> Engine gauge package**** AC generator packages (110V/-220V/50Hz, 3000W) Cold Weather Packages Diesel scrubber/muffler (catalytic muffler) LPG tank only, steel, 33.5 lbs (15.19 kg) capacity Intake air pre-cleaner



* Not available on CE machines
 ** Also available as Tier 4i in limited regions
 *** Available through aftermarket parts only
 **** Available with GM engine only