

Specifications

Models	Z-45/25 RT		Z-45/25J RT	
Measurements	US	Metric	US	Metric
Working height maximum*	51 ft 10 in	15.97 m	51 ft 6 in	15.86 m
Platform height maximum	45 ft 10 in	13.97 m	45 ft 6 in	13.86m
Horizontal reach maximum	24 ft 7 in	7.49 m	24 ft 8 in	7.52 m
Up and over clearance maximum	23 ft 5 in	7.14 m	23 ft 7 in	7.14 m
A Platform length	2 ft 6 in	0.76 m	2 ft 6 in	0.76 m
B Platform width	6 ft	1.83 m	6 ft	1.83 m
C Height - stowed	7 ft	2.13 m	7 ft	2.13 m
D Length - stowed	17 ft 8 in	5.38 m	21 ft 10 in	6.65 m
E Width	7 ft 6 in	2.29 m	7 ft 6 in	2.29 m
F Wheelbase	6 ft 8 in	2.03 m	6 ft 8 in	2.03 m
G Ground clearance - center	1 ft 3 in	0.37 m	1 ft 3 in	0.37 m

Productivity

Lift capacity	500 lbs	227 kg	500 lbs	227 kg
Platform rotation	180°		160°	
Vertical Jib rotation	—		135°	
Turntable rotation	355° non-continuous		355° non-continuous	
Turntable tailswing	zero		zero	
Drive speed - stowed	4.5 mph	7.24 km/h	4.5 mph	7.24 km/h
Drive speed - raised **	0.61 mph	1.0 km/h	0.61 mph	1.0 km/h
Gradeability - 2WD - stowed***	30%		30%	
Gradeability - 4WD - stowed***	45%		45%	
Turning radius - inside	5 ft 6 in	1.68 m	5 ft 6 in	1.68 m
Turning radius - outside	14 ft 9 in	4.50 m	14 ft 9 in	4.50 m
Controls	12 V DC proportional		12 V DC proportional	
Tires	315/55 D20		315/55 D20	

Power

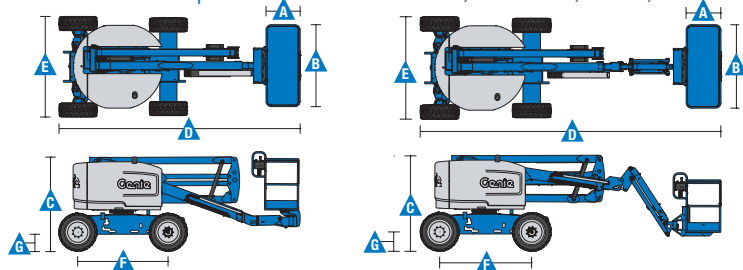
	60 hp (55.9 kW) Ford MSG425 diesel T4f			
	49 hp (35.8 kW) Deutz D2.9L4 diesel T4f			
Power source	48 hp (35.8 kW) Perkins AB&T 404D-22 diesel T4f *****			
Auxiliary power unit	12 V DC		12 V DC	
Hydraulic tank capacity	22 gal	83 L	22 gal	83 L
Fuel tank capacity	17 gal	64.4 L	17 gal	64.4 L

Weight****

2WD	13,100 lbs	5942 kg	13,200 lbs	5987 kg
4WD	13,400 lbs	6078 kg	13,500 lbs	6123kg

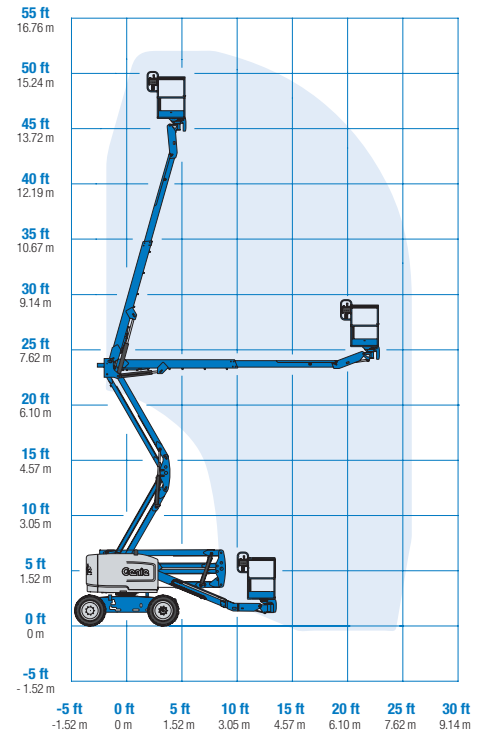
Standards Compliance

ANSI A92.5, CSA B354.4, EN 280, AS 1418.10

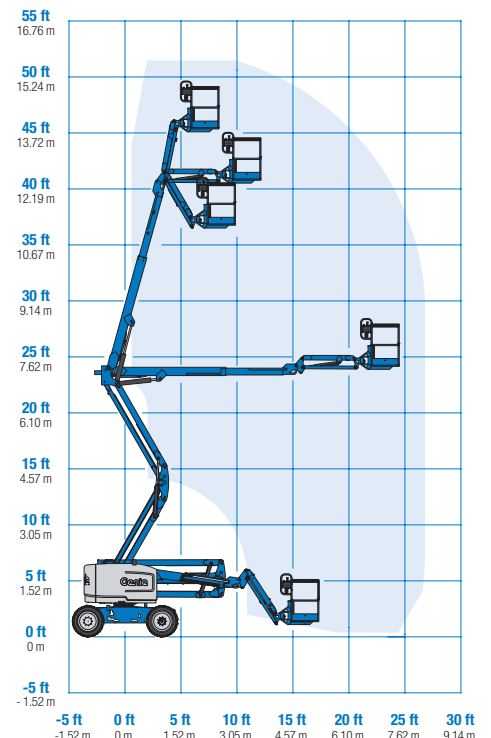


* The metric equivalent of working height adds 2 m to platform height. U.S. adds 6 ft to platform height.
 ** In lift mode (platform raised), the machine is designed to operate on firm, level surfaces only.
 *** Gradeability applies to driving on slopes. See operator's manual for details regarding slope ratings.
 **** Weight will vary depending on options and/or country standards.
 ***** Also available for T4i in some regions

Range Of Motion Z-45/25 RT



Range Of Motion Z-45/25J RT



Features

Standard Features	Easily Configured To Meet Your Needs	Options & Accessories
<p>Measurements</p> <p>Z-45/25 RT</p> <ul style="list-style-type: none"> • 51 ft 10 in (15.97 m) working height • 24 ft 7 in (7.49 m) horizontal reach • 23 ft 5 in (7.14 m) up and over clearance • Up to 500 lbs (227 kg) lift capacity <p>Z-45/25J RT</p> <ul style="list-style-type: none"> • 51 ft 6 in (15.86m) working height • 24 ft 8 in (7.52 m) horizontal reach • 23 ft 5 in (7.14 m) up and over clearance • Up to 500 lbs (227 kg) lift capacity <p>Productivity</p> <ul style="list-style-type: none"> • Self-leveling platform • Hydraulic platform rotation • Proportional joystick controls • Drive enable • AC power cord to platform • Horn • Hour meter • Tilt alarm • Descent alarm • 355° non-continuous turntable rotation • Positive traction drive • Two speed wheel motors • Telematics ready connector • Entry toeboard on 6 ft (1.83m) platform • Lift Guard™ Contact Alarm • Dual parallelogram for vertical wall tracking <p>Power</p> <ul style="list-style-type: none"> • 12 V DC auxiliary power • Swing out engine tray • Intake air heater (Deutz engine only) 	<p>Platform Options</p> <ul style="list-style-type: none"> • Steel 6 ft (1.83 m) dual entry with side swing gate (standard) • Steel 3 ft 10 in (1.17m) with sliding mid-rail <p>Jib Options</p> <ul style="list-style-type: none"> • Non-jib • 5 ft (1.52 m) jib boom <p>Power Options</p> <ul style="list-style-type: none"> • 75 hp (55.9 kW) Ford gas/LPG • 49 hp (36.5 kW) Deutz T4f diesel • 48 hp (35.8 kW) Perkins T4f diesel <p>Drive Options</p> <ul style="list-style-type: none"> • 2WD • 4WD <p>Axle Options</p> <ul style="list-style-type: none"> • Active oscillation (4WD) • Non-oscillating (2WD) <p>Tire Options</p> <ul style="list-style-type: none"> • Rough terrain air-filled (standard) • Rough terrain foam-filled • Rough terrain non-marking (air or foam-filled) • High flotation air-filled • Sealant treated air-filled 	<p>Productivity</p> <ul style="list-style-type: none"> • Half mesh platform inserts • Platform top auxiliary rail • Air line to platform • Thumb rocker steer • Specialty hydraulic oil (Cold weather, fire resistant or biodegradable) • Aircraft protection package* • Hostile environment kit • Alarm package (Beacon and travel) • Panel cradle package • Light package • Lockable platform control box cover • Tow package • Operator Protective Structure** • Fall Arrest Bar • Florescent tube caddy** • Pipe cradle (pair)** <p>Power</p> <ul style="list-style-type: none"> • Engine gauge package (Ford engine only) • AC generator packages (110 V / 60 Hz - 220 V / 50 Hz, 2200 W) • Cold Weather Packages • Diesel catalytic scrubber muffler (T4i engines only) • LPG tank 33.5 lbs (15.19 kg) capacity



* Reduces platform capacity to 440 lbs (only available on jib models)
** Available through aftermarket parts only